




### Context Map



 Lot 56

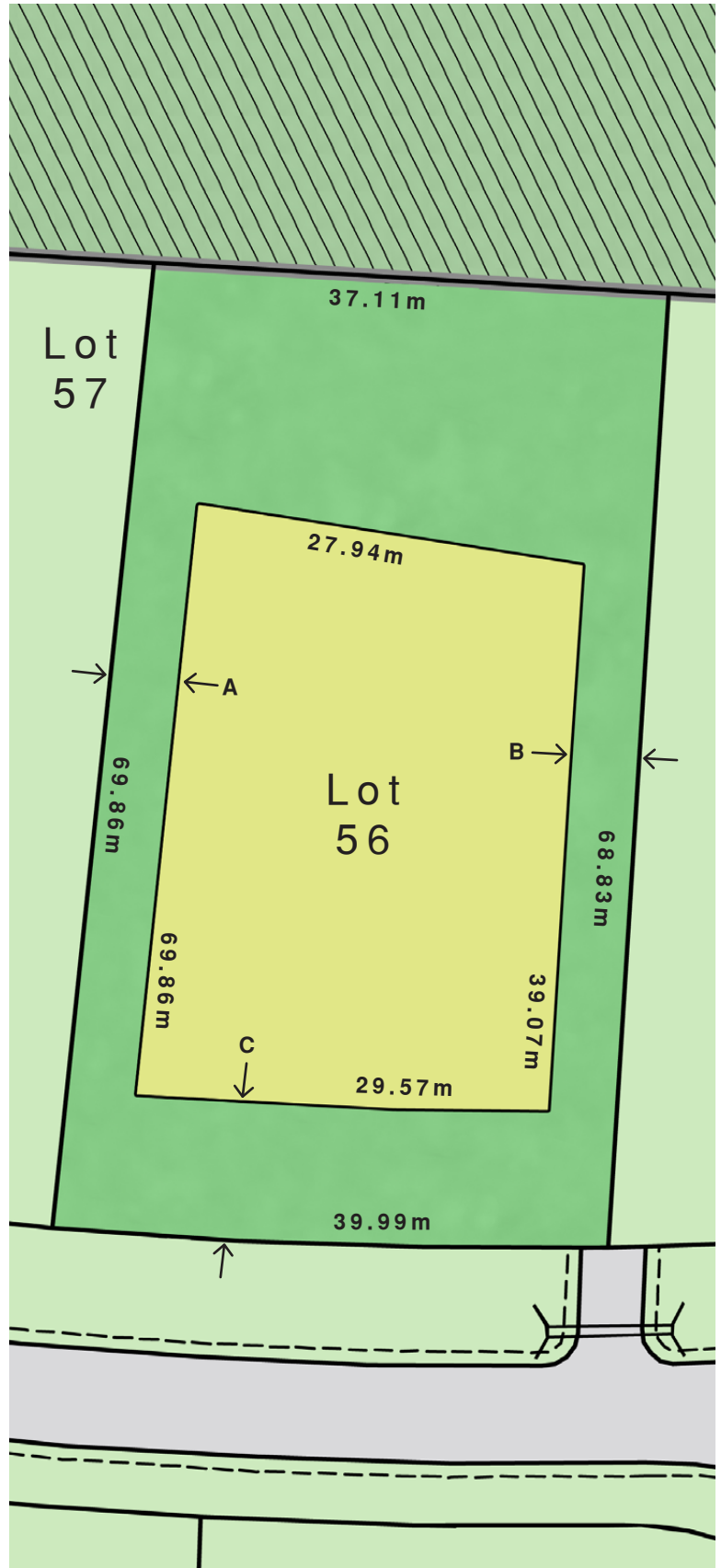
### Lot Layout Legend

-  Lot Area  
2683 m<sup>2</sup> (0.66 Ac)
-  Building Envelope Area  
1178.8 m<sup>2</sup> (12,688.5 ft<sup>2</sup>)
-  Utility Easement

### Building Envelope Setbacks

- A - 5.0m (16.4ft)
- B - 5.0m (16.4ft)
- C - 10.0m (32.8ft)

### Lot Layout



Dimensions shown are approximate; actual areas and dimensions may vary. The developer reserves the right to make modifications and changes to the lot, building envelope or utility easements. Renderings are artist's conception only. This is not an offering for sale as an offering can only be made by Disclosure Statement E. & O.E.