




Context Map

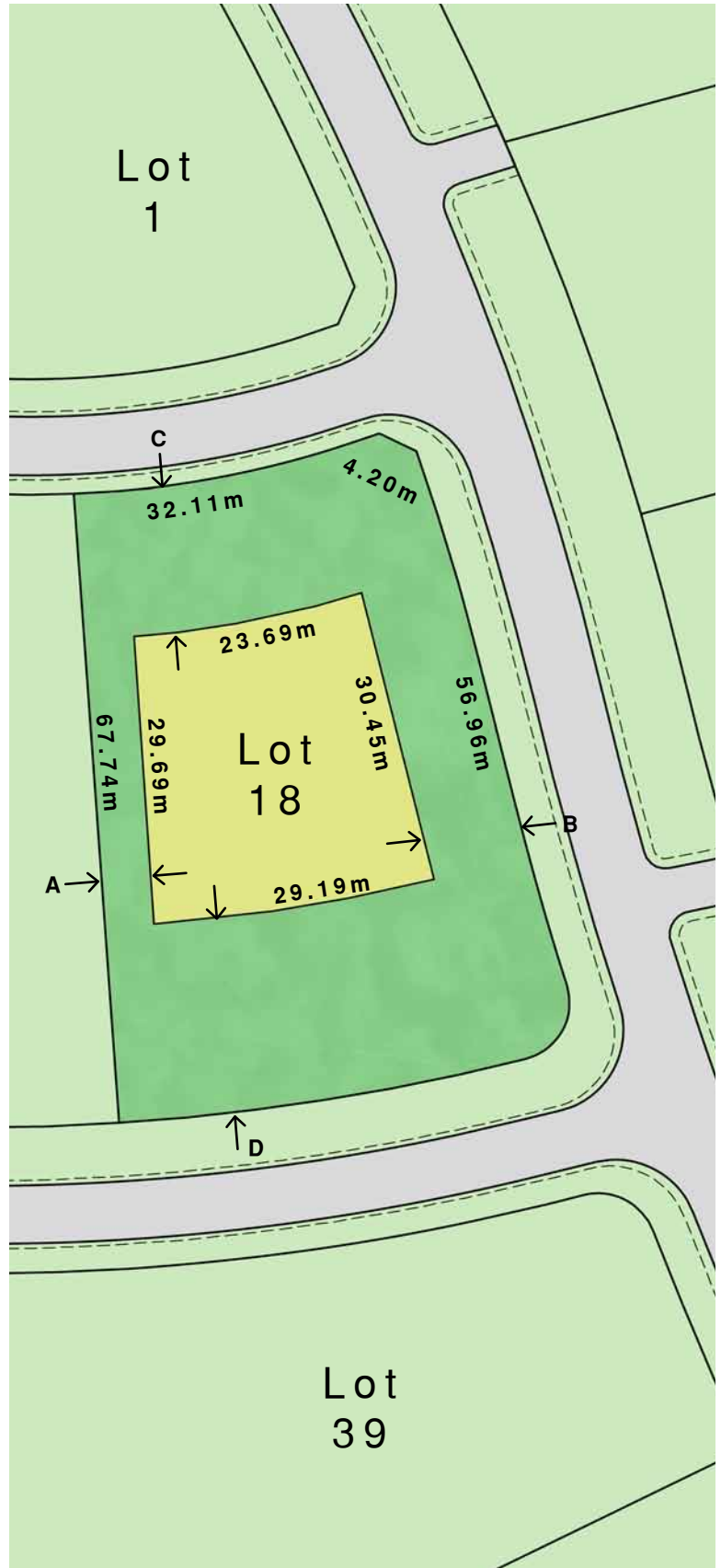


 Lot 18

Lot Layout Legend

-  Lot Area
2717.3 m² (0.67 Ac)
-  Building Envelope Area
792 m² (8532.5 ft²)
-  Utility Easement

Lot Layout



Building Envelope Setbacks

- A - 5.0m (16.4ft)
- B - 5.0m (16.4ft)
- C - 10.0m (32.8ft)
- D - 20.0m (65.6ft)

Dimensions shown are approximate; actual areas and dimensions may vary. The developer reserves the right to make modifications and changes to the lot, building envelope or utility easements. Renderings are artist's conception only. This is not an offering for sale as an offering can only be made by Disclosure Statement E. & O.E.